




"Since 1973"

Colorado Sound N' Light, Inc.  
12061 Pennsylvania St. B102  
Thornton, CO 80241  
Toll Free 888 429-0418  
www.csnl.com



Dim: 13.25" L. x 2" D. x 4" H.



### SmartPak 8

Total wattage load with all 8 channels is 10 amps or 1200 watts.


Do not exceed the 10 amps rating on any or all channels.

The electrical power input connector is fused with a 10A fuse and a spare is included if needed.

SmartPak channel board uses an auto roll algorithm which makes it almost impossible for the transmitter code to be duplicated by other wireless devices. Receiver can support up to 6 transmitters.

### Specifications:

- \* Range is up to 250 feet
- \* Transmits on 315 MHz
- \* Channel Contact Ratings: 120VAC@10A



### (SmartPak 8 is Factory Programmed with Latching Function Enabled)

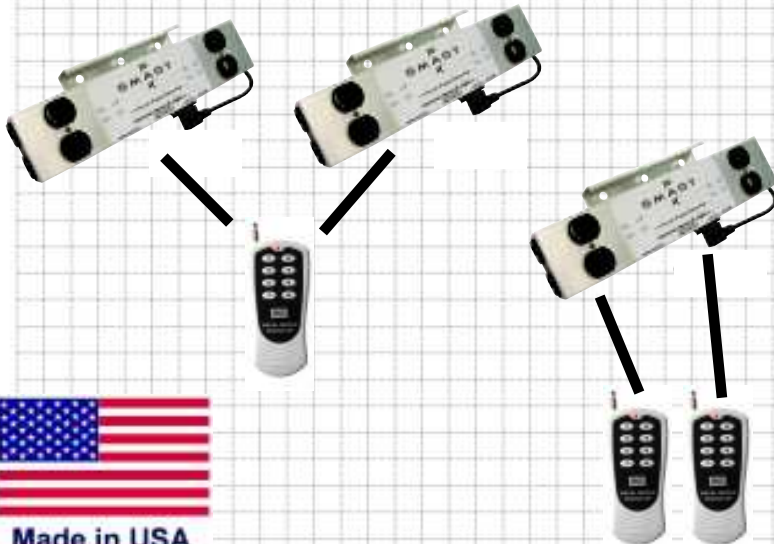
- 1) Power to board – this board requires 120 ac voltage input via the IEC power cable.  
(Same as used on your computer)
2. Procedure to Learn and Erase Codes
  - a) Press the "Learn" button on the receiver board for 10 sec this omits previous learned codes to be erased.
  - b) Press any designated keys to teach and select Output modes. (See table 3)

### Table 3. Output Mode selection.

Remote button	Output Mode
A Press 4	Latched ( <b>Factory Setting</b> )
B Press 2	Momentary
C Press 8	Toggle
D Press 1	Ch1-Ch6: Toggle Ch7-Ch8: Momentary



CrossBar Mounting



Made in USA



For easy mounting inside the mini truss system use a standard nut instead of a wing nut.